



## **Japan Gastroenterological Endoscopy Society**

*Japan Gastroenterological Endoscopy Society was established as Japan Gastrocamera Society in 1959 and the title of the society was changed to Japan Endoscopy Society in the 3<sup>rd</sup> General Assembly held in 1961 with a view to include a broader range of endoscopy. In 1962, the society got an official authorization as an incorporated association. In 1973, the title of the society was changed to Japan Gastroenterological Endoscopy Society to focus on the gastroenterological endoscopy, and in 1979, the society was approved to affiliate with the Japanese Association of Medical Sciences.*

*The society had a membership of only 280 at the time of establishment, but it has grown over 34,200 in 2018.*

*JGES is dedicated to advancing patient care and welfare, by promoting digestive disease research through endoscopy, developing and advancing endoscopic practice.*

### **Milestones**

#### **Milestones 50s-60s**

- Gastrocamera era; development and improvement of gastrocamera
- Study on diagnostic method and classification on early gastric cancer
  - 1955 1st Gastrocamera Meeting
  - 1958 Japan Gastrocamera Society established
  - 1959 1st Congress of Japan Gastrocamera Society Journal in Japanese published  
"Gastroenterological Endoscopy"
  - 1961 Renamed to Japan Endoscopy Society, Number of members reached to 1,000
  - 1962 Establishing classification of early gastric cancer

#### **Milestones 70s – 80s**

- Fiberscope era; advancing clinical studies
- Endoscopic diagnosis application expansion to esophagus, duodenum and colon
- Further development through new endoscopic methods
  - Biopsy, hemostasis, chromoendoscopy, ERCP, EST, EUS diagnosis etc.
  - 1973 Renamed to Japan Gastroenterological Endoscopy Society
  - 1985 Number of members reached to 10,000
  - 1989 Journal in English published; "Digestive Endoscopy"

#### **Milestones 90s - now**

- Entering to videoscope era; promotion on education and further clinical studies
- Further advancement in endoscopic diagnosis and development of therapeutic procedures
  - Magnifying endoscopy, image enhanced endoscopy (NBI, AFI, IRI, etc.), capsule endoscopy, balloon enteroscopy, EMR, ESD, laparoscopic surgery, interventional EUS etc.
  - 1993 DDW Japan established (Current JDDW)
  - 2018 Number of members reached to 34,248




## **JGES Presidents**

- Sadataka Tasaka 1959-1981
- Takao Sakita 1981-1997
- Hirohumi Niwa 1997-2009
- Michio Kaminishi 2009-2013
- Hisao Tajiri 2013-

## **Activities**

- Promoting endoscopic researches
- Educational seminars and lectures
- Two congresses every year
  - Individual annual congress in spring
  - JDDW in autumn
- Regional meetings
  - Meetings held by 10 regional chapters
- Mass survey in endoscopy complications
- Education board system
  - Board certified fellows - 18,520 members
  - Board certified trainers - 6,122 members
- Endoscopic co-medical system
- Japan Endoscopy Database (JED) Project: A prospective, large database project related to gastroenterological endoscopy in Japan started in January 2015
- JGES “STARS” program – JGES Supports Training of Asian Rising Stars – to provide training opportunities to young GI endoscopists in Asian developing countries (Rising Stars)
- Collaboration with international societies
  - WEO, APSDE (Asian Pacific), CSDE (China), KSGE (South Korea), ESGE (Europe), ASGE (USA), RENDO (Russia) and more.



## **JGES International Membership**


JGES welcomes doctors outside Japan to become JGES Members.

International Membership Benefits Include:


- Online access to JGES official English journal “Digestive Endoscopy”
- Priority registration to Hands-on courses organized by JGES
- Receive information on endoscopy live demonstration courses in Japan
- Payment for the annual membership fee via credit card



## Journals



*Gastroenterological Endoscopy*  
\*Official journal in Japanese  
\*Published monthly since 1959



*Digestive Endoscopy*  
\*Official journal in English  
\* Published bimonthly since 1989  
\*Impact Factor for 2017: 3.375  
\*Official journal of APSDE and WEO

## Guidelines

- JGES guidelines for endoscopic papillary large balloon dilation
- JGES guidelines for endoscopic sphincterotomy
- Clinical Practice Guideline for Enteroscopy
- Guidelines for endoscopic management of non-variceal upper gastrointestinal bleeding
- Guidelines for endoscopic submucosal dissection and endoscopic mucosal resection for early gastric cancer
- Guidelines for sedation in gastroenterological endoscopy
- JGES guidelines for colorectal endoscopic submucosal dissection/endoscopic mucosal resection
- Guidelines for gastroenterological endoscopy in patients undergoing antithrombotic treatment