



Japan Gastroenterological Endoscopy Society

Japan Gastroenterological Endoscopy Society was established as Japan Gastrocamera Society in 1959 and the title of the society was changed to Japan Endoscopy Society in the 3rd General Assembly held in 1961 with a view to include a broader range of endoscopy. In 1962, the society got an official authorization as an incorporated association. In 1973, the title of the society was changed to Japan Gastroenterological Endoscopy Society to focus on the gastroenterological endoscopy, and in 1979, the society was approved to affiliate with the Japanese Association of Medical Sciences.

The society had a membership of only 280 at the time of establishment, but it has grown over 34,800 in 2020.

JGES is dedicated to advancing patient care and welfare, by promoting digestive disease research through endoscopy, developing and advancing endoscopic practice.

Milestones

Milestones 50s - 60s

- Gastrocamera era; development and improvement of gastrocamera
- Study on diagnostic method and classification on early gastric cancer
 - 1955 1st Gastrocamera Meeting
 - 1959 Japan Gastrocamera Society established
 - 1st Congress of Japan Gastrocamera Society
 - Journal in Japanese published
- 1961 Renamed to Japan Endoscopy Society, Number of members reached to 1,000
- 1962 Establishing classification of early gastric cancer

Milestones 70s - 80s

- Fiberscope era; advancing clinical studies
- Endoscopic diagnosis application expansion to esophagus, duodenum and colon
- Further development through new endoscopic methods
 - Biopsy, hemostasis, chromoendoscopy, ERCP, EST, EUS diagnosis etc.
- 1973 *Renamed to Japan Gastroenterological Endoscopy Society*
- 1985 *Number of members reached to 10,000*
- 1989 *Journal in English published; "Digestive Endoscopy"*

Milestones 90s - now

- Entering to videoscope era; promotion on education and further clinical studies
- Further advancement in endoscopic diagnosis and development of therapeutic procedures
 - Magnifying endoscopy, image enhanced endoscopy (NBI, AFI, IRI, etc.), capsule endoscopy, balloon enteroscopy, EMR, ESD, laparoscopic surgery, interventional EUS etc.
- 1993 *DDW Japan established (Current JDDW)*
- 2020 *Number of members reached to 34,820*



JGES Presidents

- Sadataka Tasaka 1959-1981
- Takao Sakita 1981-1997
- Hirohumi Niwa 1997-2009
- Michio Kaminishi 2009-2013
- Hisao Tajiri 2013-2019
- Haruhiro Inoue 2019-

Activities

- Promoting endoscopic researches
- Educational seminars and lectures
- Two congresses every year
 - Individual annual congress in spring
 - JDDW in autumn
- Regional meetings
 - Meetings held by 10 regional chapters
- Mass survey in endoscopy complications
- Education board system
 - Board certified fellows - 19,400 members
 - Board certified trainers - 6,700 members
- Endoscopic co-medical system
- Japan Endoscopy Database (JED) Project: A prospective, large database project related to gastroenterological endoscopy in Japan started in January 2015
- JGES “STARS” program – JGES Supports Training of Asian Rising Stars – to provide training opportunities to young GI endoscopists in Asian developing countries (Rising Stars)
- Collaboration with international societies
 - WEO, APSDE (Asian Pacific), CSDE (China), KSGE (South Korea), ESGE (Europe), ASGE (USA), RENDO (Russia) and more.



JGES International Membership


JGES welcomes doctors outside Japan to become JGES Members.

International Membership Benefits Include:

- Online access to JGES official English journal “Digestive Endoscopy”
- Priority registration to Hands-on courses organized by JGES with discount (half-price) registration
- Discount (half-price) registration at the Congresses of Japan Gastroenterological Endoscopy Society
- Receive information on endoscopy live demonstration courses in Japan


For details, visit our website → <https://www.jges.net/english/membership>

Journals



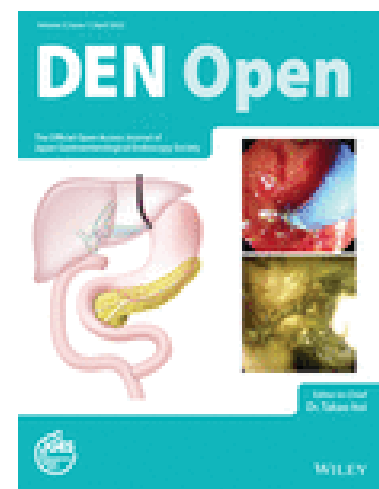
Gastroenterological Endoscopy

- *Official journal in Japanese
- *Published monthly since 1959



Digestive Endoscopy (DEN)

- *Official journal in English
- *Published bimonthly since 1989
- *Impact Factor for 2020: 7.559
- *Official journal of JGES, APSDE and WEO



DEN Open

- *Official journal in English
- *Just launched in 2021
- *Peer-reviewed, open access journal

Guidelines

- Colonoscopy screening and surveillance guidelines
- Guidelines for endoscopic submucosal dissection and endoscopic mucosal resection for early gastric cancer (second edition)
- Guidelines for sedation in gastroenterological endoscopy (second edition)
- Guidelines for endoscopic diagnosis of early gastric cancer
- Endoscopic submucosal dissection/endoscopic mucosal resection guidelines for esophageal cancer
- Japan Gastroenterological Endoscopy Society guidelines for colorectal endoscopic submucosal dissection/endoscopic mucosal resection
- Guidelines for standardizing cleansing and disinfection of gastrointestinal endoscopes
- Clinical practice guidelines for peroral endoscopic myotomy
- Guidelines for Gastroenterological Endoscopy in Patients Undergoing Antithrombotic Treatment: 2017 Appendix on Anticoagulants Including Direct Oral Anticoagulants
- JGES guidelines for endoscopic papillary large balloon dilation
- JGES guidelines for endoscopic sphincterotomy
- Clinical Practice Guideline for Enteroscopy
- Guidelines for endoscopic management of non-variceal upper gastrointestinal bleeding
- Guidelines for gastroenterological endoscopy in patients undergoing antithrombotic treatment

<https://www.jges.net/english/publication/guideline>