

A large, faded watermark of the JGES logo is centered in the background. The logo consists of a circle with a square containing a circle on top, and the text 'JGES' in large letters, with 'JAPAN GASTROENTEROLOGICAL ENDOSCOPY SOCIETY' written in smaller letters below it.

JGES International Activities

International

July 2026

Japan Gastroenterological Endoscopy Society (JGES)

About JGES

- **President: Mitsuhiro Fujishiro**
- # members: nearly 35,000
- Males : females = 83 : 17
- Physicians : Surgeons = 80 : 20
- # Board Certified Fellow: 21,499
- # Board Certified Trainer: 6,169
- # Regional Chapters: 10
- # Committees: Over 30



History

- 1955 1st Gastrocamera Meeting
- 1958 Japan Gastrocamera Society established
- 1959 1st Congress of Japan Gastrocamera Society
Journal in Japanese published;
“Gastroenterological Endoscopy”
- 1961 Renamed to Japan Endoscopy Society
Number of members reached to 1,000
- 1973 Renamed to Japan Gastroenterological Endoscopy Society
- 1985 Number of members reached to 10,000
- 1989 Journal in English published; “Digestive Endoscopy”
- 1993 DDW Japan established (Current J-DDW)
- 2021 Another journal in English published; “DEN Open”
- 2023 Number of members reached to 35,000
- 2025 1st Congress of JGES International


Collaboration with International Societies

- USA
- Europe
- Korea
- China
- Taiwan
- Thailand

and more...




Collaboration with ASGE



ASGE-JGES Joint Symposium

No	Date	Venue	Session Title
1	2014/5/4	DDW / Chicago	Advanced imaging
2	2014/5/15	87th Congress of JGES / Fukuoka	Advanced therapeutic endoscopy
3	2015/5/17	DDW / Washington DC	Advanced endoscopic therapy
4	2015/5/30	89th Congress of JGES / Nagoya	Training system for gastrointestinal endoscopist
5	2016/5/13	91st Congress of JGES / Tokyo	East versus West: Differences and Similarities in GI Endoscopy
6	2016/5/22	DDW / San Diego	Current status of ESD and Beyond
7	2017/5/7	DDW / Chicago	Next Challenges of Advanced Therapeutic Endoscopy - American vs Japanese Perspective
8	2017/5/13	93rd Congress of JGES / Osaka	Advanced therapeutic endoscopy for pancreato-biliary diseases (ERCP & Interventional EUS)
:	:	:	:
:	:	:	:
19	2023/5/8	DDW / Chicago	Indication and Strategy of Endoscopic Treatment for Colorectal Neoplasia
20	2023/5/26	105th Congress of JGES / Tokyo	Cutting-edge of clinical practice in enteroscopy
21	2024/5/21	DDW / Washington DC	New Trends in Therapeutic Endoscopy of the Upper GI Tract
22	2024/5/31	107th Congress of JGES / Tokyo	Endoscopic treatment for duodenal tumors (SNADET, Vater tumors and
23	2025/5/3	DDW / San Diego	Finding our way in training in ESD
24	2025/5/11	109th Congress of JGES / Sapporo	Advanced therapeutic interventional EUS
25	2026/5/5	DDW / Chicago	New Paradigm of Gastrointestinal Endoscopic Diagnosis and Management; IEE, AI and Beyond
26	2026/5/9	111th Congress of JGES / Yokohama	Current status and future perspectives of endoscopic treatment of Gastrointestinal Subepithelial Tumors

Collaboration with ASGE



ASGE-JGES Joint Symposium




Session


ASGE



ASGE & Japanese Gastroenterological Endoscopy Society (JGES) Joint Session: New Paradigm of Gastrointestinal Endoscopic Diagnosis and Management; IEE, AI and Beyond



Collaboration with ASGE



(<http://www.asge.org/>)



Catalog (<https://learn.asge.org/Site/Catalog/>) / ASGE-JGES Endoscopic Submucosal Dissection ESD (On ...



ASGE-JGES Endoscopic Submucosal Dissection ESD (On-demand) | October 2025

Release Date: October 2025

Viewing Time: 11 hours

Description

Endoscopic submucosal dissection (ESD) is a demanding procedure that requires a high level of expertise. This immersive course is designed for endoscopists ready to take the first step in their ESD journey by building the critical foundation through combining essential didactic learning with focused, hands-on practice from world-renowned faculty.

You'll be training alongside ESD experts to:

- Properly handle and position the scope
- Rehearse key ESD movements
- Strengthen tip control

The course will wrap up with a baseline skills assessment and personalized expert feedback to guide your continued growth.

Take the first step toward ESD mastery by signing up today to elevate your endoscopic skills!

This course contains recordings from the live/virtual course held on October 4-5, 2025.

Course Directors and Faculty

COURSE DIRECTORS



Hiroyuki Aihara, MD, FASGE

Associate Physician

Director, Endoscopic Tissue Resection Program

Gastroenterology Division

Brigham and Women's Hospital

Associate Professor of Medicine

Harvard Medical School

Boston, MA



Peter Draganov, MD, MASGE

Professor of Medicine

Director of Advanced Therapeutic Endoscopy

University of Florida College of Medicine

Gainesville, FL



Yasushi Sano, MD, PHD, FJGES

Clinical Professor

Kansai Medical University

Osaka, Japan

Collaboration with ESGE



ESGE-JGES Joint Symposium

No	Date	Venue	Session Title
1	2011/10/26	UEGW / Stockholm	The State of the Art in modern endoscopy: Japanese / European joint endoscopy symposium
2	2012/5/14	83rd Congress of JGES / Tokyo	Endoscopic management of colorectal neoplasia
3	2012/10/24	UEWG / Amsterdam	Future vision of endoscopy: European and Japanese perspectives
4	2013/5/10	85th Congress of JGES / Kyoto	Endoscopic therapy of pancreatic and biliary diseases
5	2013/10/16	UEGW / Berlin	Minimally-invasive therapy: European and Japanese perspectives
6	2014/5/16	87th Congress of JGES / Fukuoka	Endoscopic management of upper GI neoplasia
7	2014/10/20	UEGW / Vienna	Quality endoscopy: From East to West
8	2015/5/30	89th Congress of JGES / Nagoya	Diagnostic collaboration with pathologist
:	:	:	:
:	:	:	:
26	2023/4/22	ESGE Days 2023 / Dublin	Third space endoscopy
27	2023/5/26	105th Congress of JGES / Tokyo	Progress in diagnostic and therapeutic EUS
28	2024/4/26	ESGE Days 2024 / Berlin	Hot Topics in the Endoscopic Management of Colorectal Neoplasia
29	2024/5/30	107th Congress of JGES / Tokyo	Differences in endoscopic management of colorectal neoplasia
30	2025/4/4	ESGE Days 2025 / Barcelona	Image Enhanced Endoscopy (IEE) in the Upper GI Tract
31	2025/5/10	109th Congress of JGES / Sapporo	Beyond the submucosa - upper and lower GI tract -
32	2026/5/15	ESGE Days 2026	Approaches for malignant hilar bile duct obstruction

Collaboration with ESGE



ESGE-JGES Joint Symposium

[← Back](#) **ESGE DAYS 2025**

Times shown in CEST
ESGE reserves the right to change the programme content and faculty names at anytime.

Friday 4 April

08:30 - 09:30 | **JGES Joint session: Image Enhanced Endoscopy (IEE) in the Upper GI Tract**
Room 114, Channel 5
Joint session with partnering societies

Chair: Yoko Kitamura (*Japan*), Helmut Messmann (*Germany*)

08:30 | **What is IEE?**
Pedro Pimentel-Nunes (*Portugal*)

08:45 | **IEE for Diagnosing Squamous Esophageal Neoplasia**
Yoko Kitamura (*Japan*)

09:00 | **IEE for Diagnosing Barrett's Neoplasia**
Bas Weusten (*Netherlands*)

09:15 | **IEE for Diagnosing Premalignant and Malignant Gastric Neoplasia**
Takashi Kanesaka (*Japan*)



ESGE DAYS 2026 Milan, Italy
May 14 - 16, 2026
Allianz MiCo
Postgraduate Course, onsite: May 13, 2026

[← Back](#)

Times shown in CEST
ESGE reserves the right to change the programme content and faculty

Friday 15 May

09:00 - 10:00 | **JGES Joint Session: Approaches for malignant hilar bile duct obstruction**
Coral 2
Joint session with partnering societies

Chair: Marianna Arvanitakis (*Belgium*), Susumu Hijioka (*Japan*)

09:00 | **HGS in Japan – How popular? Already standard?**
Susumu Hijioka (*Japan*)

09:15 | **HGS in Europe**
Jeanin van Hooft (*Netherlands*)

09:30 | **ERCP in Japan – traditional, out of date?**
Nao Fujimori (*Japan*)

09:45 | **ERCP in Europe**
George Webster (*United Kingdom*)

Collaboration with ESGE



ESGE

Fellowship Grants

Through a mutual cooperation, **ESGE** and the **Japan Gastroenterological Endoscopy Society (JGES)** offer one grant, Module I, per year in an exchange programme. The selected **ESGE** grantee is assigned to one of the leading Japanese institutions.

For more information please visit

www.jges.net/english/announcements/cooperation-with-european-society-of-gastrointestinal-endoscopy-esge



Cooperation with European Society of Gastrointestinal Endoscopy (ESGE)

ESGE fellowship grants

Through a mutual cooperation, ESGE and JGES offer one grant, Module I, per year in an exchange program. The selected ESGE grantee is assigned to one of the leading Japanese institutions at the discretion of JGES.

ESGE fellowship grants:

<https://www.esge.com/esge-grants-and-awards/esge-fellowship-grants>

Contact: European Society of Gastrointestinal Endoscopy e.V. (ESGE) Email: office@esge.com

Japanese institutions



HIROSHIMA, JAPAN

Department of Gastroenterology, Hiroshima University Hospital

<https://shounai.hiroshima-u.ac.jp>

Prof. Shiro Oka

PROCEDURE	NUMBER PER YEAR
Upper Gastrointestinal Endoscopy Examinations	8391
Lower Gastrointestinal Endoscopy Examinations	5208

Collaboration with ESGE



Volume 36, Issue 5
May 2024
Pages 591-599

Original Article | Free Access

First report from the International Evaluation of Endoscopic classification Japan NBI Expert Team: International multicenter web trial

Correction(s) for this article ▾

[Yutaka Saito](#) [Taku Sakamoto](#), [Evelien Dekker](#), [Mathieu Pioche](#), [Andreas Probst](#), [Thierry Ponchon](#), [Helmut Messmann](#), [Mario Dinis-Ribeiro](#), [Takahisa Matsuda](#), [Hiroaki Ikematsu](#) ... [See all authors](#) ▾

First published: 13 September 2023 | <https://doi.org/10.1111/den.14682> | [VIEW METRICS](#)

Accessibility issue? [Request accessibility update](#).

Trial registration: UMIN-Clinical Trials Registry (UMIN000039307).

SECTIONS

PDF CITE TOOLS SHARE

Abstract

Objectives

Narrow-band imaging (NBI) contributes to real-time optical diagnosis and classification of colorectal lesions. The Japan NBI Expert Team (JNET) was introduced in 2011. The aim of this study was to explore the diagnostic accuracy of JNET when applied by European and Japanese endoscopists not familiar with this classification.

European Society of Gastrointestinal Endoscopy
Working together in endoscopy to achieve optimal patient care.

[Home](#) [Search](#) [Courses](#) [Video Journal](#) [SIG Forum](#) [Playlists](#) [Partner Corner](#)

[Home](#) | [Partners](#)

JGES

The Japan Gastroenterological Society (JGES) is a professional organization dedicated to advancing the supporting gastroenterologists through conferences, publications, and guidelines to improve patient care.



Japan Gastroenterological Endoscopy Society

[Go to JNET eLearning Platform](#) →

[JGES Gastroenterological Endoscopy Handbook](#) →

Collaboration with KSGE



KSGE-JGES Joint Symposium

IDEN2025

IDEN PROGRAM IYEA ATTENDEES PRESENTERS SPONSORS



IDEN2025 June 12 Thu ~ 14 Sat, 2025
Grand Walkerhill Seoul, Korea
Sharing the Future of Endoscopy: Knowledge, Practice, and Care



UGI 2


[KSGE-JGES] Overcoming challenges of ESD for difficult upper GI cases

Time	6/13, 11:00 ~ 12:30	Room	ROOM A
Moderator	Jong-Jae Park (Korea University, Korea) Yutaka Saito (National Cancer Center Hospital, Japan)		
Speakers	11:00 ~ 11:20	Endoscopic resection for gastric subepithelial tumors Noriya Uedo (Osaka International Cancer Institute, Japan)	LGI 1
	11:20 ~ 11:40	Strategies for successful ESD in difficult locations of upper GI Jin Woong Cho (Presbyterian Medical Center, Korea)	[KSGE-JGES] Diagnosis of small bowel lesion : Where we are and where we go
	11:40 ~ 12:00	Undifferentiated-type EGC: From margin demarcation Seichiro Abe (National Cancer Center Hospital, Japan)	
	12:00 ~ 12:20	New techniques and devices of ESD: From injection to Jae Young Jang (Kyung Hee University, Korea)	
	12:20 ~ 12:30	Discussion	

Time	6/13, 9:00 ~ 10:30	Room	ROOM B
Moderator	Young Sook Park (Eulji University, Korea) Shinji Tanaka (JA Onomichi General Hospital, Japan)		
Speakers	9:00 ~ 9:15	Clinical guideline and real-world clinical experience of VCE Sang Hoon Kim (Chung-Ang University, Korea)	
	9:15 ~ 9:30	Clinical guideline and real-world clinical experience of enteroscopy Tomonori Yano (Jichi Medical University, Japan)	
	9:30 ~ 9:45	Current and newly developed VCE and its clinical application Hyun Joo Jang (Hallym University, Korea)	
	9:45 ~ 10:00	Current and newly developed enteroscopy and its clinical application Junji Umeno (Kyushu University, Japan)	
	10:00 ~ 10:15	AI-powered small bowel image analysis: Where are we? Yun Jeong Lim (Dongguk University, Korea)	
	10:15 ~ 10:30	Discussion	



Collaboration with KSGE



International Joint Symposium with the JGES-KSGE

Asian International Joint Symposium – with the 25th
JGES-KSGE < Session 1 >

Towards Smart Endoscopy: From AI-Driven Diagnosis to Robotic-Assisted Procedures



Asian International Joint Symposium – with the 25th
JGES-KSGE < Session 2 >

Next steps in endoscopic biliary drainage



Collaboration with CSDE



CSDE-JGES Joint Symposium

第12届
中日消化内镜学术交流大会
The 12th China-Japan Conference of Digestive Endoscopy

主办单位
中华医学会消化内镜学分会 日本消化内镜学会
中华国际医学交流基金会

2020年11月28日(周六)
12:00-16:30

> 会议日程 <

The Opening Ceremony
12:00-12:20



令狐恩强
CSDE President 中国内镜学会总理事长



井上晴洋
JGES President 日本消化内镜学会总理事长

The 16th JGES-CSDE Joint Symposium

Current status of early detection for digestive neoplasms (including AI technology)

5月31日(金) 15:50~17:20 第11会场(グランドプリンスホテル新高輪 3階 天平)

Moderator
Endoscopy Division, National Cancer Center Hospital
Department of Medicine, Division of Gastroenterology, Jichi Medical University
Gastroenterology Department, Chinese PLA General Hospital
Department of Gastroenterology, Peking Union Medical College Hospital
Department of Gastroenterology, Saitama Medical University International Medical Center
Cancer Hospital Chinese Academy of Medical Sciences
Department of Gastroenterology, Kyoto Second Red Cross Hospital
Gastroenterology, Chinese PLA General Hospital

Yutaka Saito
Hironori Yamamoto
Enqiang Linghu
Aiming Yang
Shomei Ryojzawa
Guiqi Wang
Kiyohito Tanaka
Ningli Chai



中日消化内镜交流会会场

时间: 2025年11月7日(星期五)
地点: 杭州国际博览中心二层206会议室

时间	内容	讲者	主持
14:00-14:20	致辞	令狐恩强 田中圣人	金震东
ERCP 专题报告			
14:20-14:40	中国 ERCP 的创新与发展 Innovation and Development of ERCP in China	潘阳林	
14:40-15:00	日本 ERCP 的当前实践 - 基于日本内镜数据库的洞察 Current Practice of ERCP in Japan - Insights from the Japan Endoscopy Database	加藤正之	柴宁莉 松田浩二
15:00-15:10	讨论		
EUS 专题报告			
15:10-15:30	中国 EUS 的创新与发展 Innovation and Development of EUS in China	覃山羽	
15:30-15:50	日本内镜超声诊疗现状 Current Status of EUS Diagnosis and Treatment in Japan	岩井知久	唐秀芬 木田光広
15:50-16:00	讨论		
ESD 专题报告			
16:00-16:20	中国 ESD 的创新与发展 (英文) Innovation and development of ESD in China	戎 龙	
16:20-16:40	日本高级内镜黏膜下剥离术现状 Current status of advanced ESD in Japan	野村达磨	周平红 上埜文也
16:40-16:50	讨论		
16:50-17:00	闭幕		杨爱明

JGES “STARS” Program

Purpose: To provide financial support and training opportunities for two weeks in Japan to young GI endoscopists in Asian developing countries

Eligible countries: Vietnam, Myanmar, Indonesia, The Philippines, Mongolia, Cambodia

Vol. 68 (Suppl.1) 2026

第111回 日本消化器内視鏡学会総会

431

JGES-STARS Program

プログラム

5月10日(日) 9:00~10:20 第5会場(パシフィコ横浜 会議センター 5階 501)

Moderator Saitama Medical University International Medical Center Shomei Ryozyawa

- JSP-1. Current Status of Endoscopy in Indonesia
Division of Gastroenterology, Department of Internal Medicine, Faculty of Medicine, Udayana University / Udayana University Teaching Hospital
Cokorde Istri Yulindari Krisnawardani K
- JSP-2. CURRENT STATUS OF GASTROINTESTINAL ENDOSCOPY IN VIETNAM
Bach Mai hospital Duong Anh Nguyen
- JSP-3. Current status of Endoscopy in Mongolia
IGIC Endoscopic Network, Brilliant Hospital Amgalanbaatar Khurelshagai
- JSP-4. Gastrointestinal Endoscopy In The Philippines: Evolution, Current Status and Future Trajectories
Capitol Medical Center / New Era General Hospital Don Izzy T. Yee
- JSP-5. Current Status of Endoscopy in Cambodia
Calmette hospital Kimchhay Ro



JGES “STARS” Program

- JGES Supports Training of Asian Rising Stars -



The 111th Congress of JGES was an exceptional experience. The scientific program was of the highest quality. It gave me a tremendous amount of practical insight into the latest advances in endoscopy. It was also a great honor to present on the current status of endoscopy in Cambodia, and the warm reception and exchange with colleagues from across the region and the world were deeply encouraging.

Participating in the JGES STARS Program 2026 that followed was invaluable. The training at Teikyo University Mizonokuchi Hospital under Prof. Doi and his team was outstanding. I was especially grateful to learn many new tips and tricks of ERCP, EUS and ESD. The warmth and generosity of everyone I met throughout the program left a deep impression on me.

This journey was an unforgettable experience in both my life and my professional career. Participating in the 111th JGES Congress allowed me to learn a great deal of updated knowledge in gastrointestinal endoscopy. I was particularly impressed by the final session I attended. Although the presentations were delivered in Japanese, the endoscopic images, the lively atmosphere, and the enthusiastic academic discussion made me realize that I was fortunate to experience one of the most outstanding sessions of the congress.

Although the training period at Gunma University Hospital lasted only two weeks, I gained a tremendous amount of valuable knowledge and experience. I had the opportunity to observe diagnostic endoscopy for early gastrointestinal cancer performed by highly experienced doctors, as well as difficult therapeutic procedures, including ESD cases directly performed by Professor Uraoka and other highly skilled endoscopists at your hospital.



FJGES Designation



WELCOME TO JGES Homepage

TOP

About JGES

JGES International Membership

Public

[TOP](#) > [English](#) > [About JGES](#) > FJGES Designation

FJGES Designation

Japan Gastroenterological Endoscopy Society (JGES) is proud to announce the development of the prestigious Fellow designation. The designation of Fellow signifies an individual who has made significant contributions to JGES and/or to the field of endoscopy.

International Candidates: individuals must meet one or more of the following criteria

a) International Member of JGES for at least five years with participation in the JGES Congress two or more times

(Submit copies of badges as evidence)

Or


Read more:

<https://www.jges.net/english/about/fjges-designation>

JGES International

See you in Tokyo

<https://jges-intl.net/>



The 2nd JGES International

The Japan Gastroenterological Endoscopy Society
Official International Congress

September 11 and 12, 2026



Venue

Toshi Center Hotel Tokyo
2-4-1 Hirakawa-cho, Chiyoda-ku,
Tokyo 102-0093, Japan

President of Congress

Hironori Yamamoto

Vice-President of Congress

Takao Itoi

Professor, Department of Endoscopic Research and
International Education (Funded by FUJIFILM Medical Co., Ltd)
Jichi Medical University

Professor and Chair, Department of Gastroenterology and
Hepatology, Tokyo Medical University

JGES International



The 1st **JGES** International
The Japan Gastroenterological Endoscopy Society
Official International Congress

September 5 and 6, 2025
Toshi Center Hotel Tokyo

← TOP



DEN**Digestive Endoscopy**For Gastroenterologists and
Endoscopic Surgeons


Digestive Endoscopy (DEN)

- First published bimonthly in 1989
- Official journal of JGES, A-PSDE and WEO
- Edited By: Masayuki Kitano
- Impact Factor (2025): **3.6**
- Journal Citation Reports: 52/153
(Gastroenterology & Hepatology),
43/321 (Surgery)

NOW ON X

Digestive Endoscopy
latest research in your feed

FOLLOW US TODAY



X @DigEndosc

Volume 37 | Issue 6 | June 2025

DEN
For Gastroenterologists and
Endoscopic Surgeons

**Digestive
Endoscopy**

REVIEWS

Ergonomic endoscopy – Fundamentals
of ergonomics and interventions for
endoscopy-related musculoskeletal
disorders

Endoscopic sleeve gastrectomy –
Current status and future perspectives

Spectrum of gastric neoplasms in
Helicobacter pylori-naïve patients

Optimal tissue acquisition method for
pancreatic mass

Japan Gastroenterological
Endoscopy Society

Asian Pacific Society for
Digestive Endoscopy

World Endoscopy Organization

JGES
JAPAN
GASTROENTEROLOGICAL
ENDOSCOPY
SOCIETY

A-PSDE
Asian Pacific Society
for Digestive Endoscopy

WEO
World Endoscopy
Organization

WILEY

DEN Open



- Launched in 2021, indexed in PubMed Central in 2022 and ESCI in 2023
- A peer-reviewed, Open Access journal providing rapid publication of research from global biomedical researchers across the broad field of endoscopy
- Official journal of JGES and a sister journal of *Digestive Endoscopy* (DEN)
- Edited By: Kazuki Sumiyama
- Impact Factor (2025): **1.5**

SISTER JOURNAL OF DIGESTIVE ENDOSCOPY

Submit your research to
DEN Open

OPEN ACCESS

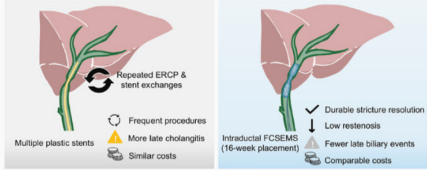
A small thumbnail image of the DEN Open journal cover, showing the title and a medical illustration.

Volume 7 | Issue 1 | April 2027

DEN Open

The Official Open Access Journal of
Japan Gastroenterological Endoscopy Society


Outcomes of FCSEMS for ABS after LDLT



The diagram compares two outcomes of FCSEMS for ABS after LDLT. On the left, a liver diagram shows a bile duct with a stent, labeled "Multiple plastic stents", "Repeated ERCP & stent exchanges", "Frequent procedures", and "More late cholangitis". On the right, a liver diagram shows a bile duct with a stent, labeled "Intraductal FCSEMS (16-week placement)", "Durable stricture resolution", "Low restenosis", and "Fewer late biliary events".

Stricture resolution **94%** Restenosis **6-12%** Comparable Medical cost

Editor-in-Chief
Dr. Takao Itoi



WILEY

JGES International Membership

With annual fee of only JPY 5,000, you will receive;

- Online access to JGES official English journal “Digestive Endoscopy (DEN)”
- Discount registration at the Congress of JGES

...and more!!



The screenshot shows the JGES website homepage. At the top left is the JGES logo and the text "Japan Gastroenterological Endoscopy Society". To the right are social media icons for Instagram and X, and a navigation bar with "Member Login" and "Japanese" options. Below the navigation bar is a menu with "HOME", "About JGES", "Events", "Publication", "International Membership", and "News & Resources". The main content area features three promotional banners: 1) "Learn more" for Toyama, Japan, featuring a cartoon character and text "Discover in Toyama - See Far Ahead". 2) "The 2nd JGES International" congress, held in September 11 & 12, 2026, at Toshi Center Hotel Tokyo, with Hironori Yamamoto as President of Congress. 3) "JDDW 2025 KOBE" for the 112th Congress of the Japan Gastroenterological Endoscopy Society, with Ryu I as President. A "MORE" button is visible on the second banner. At the bottom left is a "NEWS" section, and at the bottom right is a "Back Number" button.

Please visit our website at
<https://www.jges.net/english>

